


# Puzzled by UID?



## The Force, Inc.

**F**ounded in 2001 by Nancy Regan, The Force, Inc. is an organization committed to understanding, developing, and propagating Total Life Cycle Management strategies that it genuinely believes to be best practice.

### **Physical Asset Management**

The Force specializes in the development and application of Reliability Centered Maintenance (RCM), a powerful process used to formulate failure management strategies for new or existing assets from conception through deployment and sustainment. The Force applies its knowledge and experience with RCM principles to the invention of new methodologies that assist its customers in making decisions that produce the most safe and cost effective systems.



### **The Force, Inc.**

**Our intention is to transform the warfighters' environment into a safer and more efficient place.**


## UID Selection Process™

### 5 Steps to UID Implementation

- 1 Formulate Implementation Plan
- 2 Determine what parts to mark and identify appropriate application methods
- 3 Utilize the U<sup>2</sup>ID Selector™ to identify:  
U.S. and Foreign Patents Pending
  - *the most safe and cost effective marking technique*
  - *location on the part to place the mark*
  - *when to mark each part*
- 4 Validate decisions and generate parts marking instructions
- 5 Mark parts and register Unique Item Identifier (UII)

## The Power of Teams

In this age of complex equipment, changing mission requirements, and severe theaters of operation, it is critically important that people who make parts marking decisions are not only knowledgeable and experienced, but are sensitive to equipment hazards in its operating environment. How and where to mark a part depends not only on a part's physical characteristics but also on the environment in which it is expected to endure. Therefore, a Working Group comprised of multidisciplinary equipment experts, led by a facilitator, assembles and makes parts marking decisions. Together the Working Group focuses on formulating technically appropriate, safe, and cost effective parts marking decisions.



Participation from experienced personnel is one of the most valuable techniques an organization can employ when making decisions about physical assets.

## Providing Tailored UID Implementation Solutions

### 1 Formulate Implementation Plan

The Force offers assistance with the development of a UID Implementation Plan. Working with key individuals from the organization, the UID strategy is formulated and an implementation plan roadmap is created which allows successful execution of the parts marking program. The result is a UID Implementation Plan that is ready to submit to DoD for approval.

### 2 Determine What Parts to Mark and Identify Appropriate Application Methods

Utilizing documentation such as a property book or a Repair Parts and Special Tools List, each part is considered for marking. Based on the parts marking strategy outlined in the Implementation Plan and requirements set forth by DoD, parts marking candidates are identified.

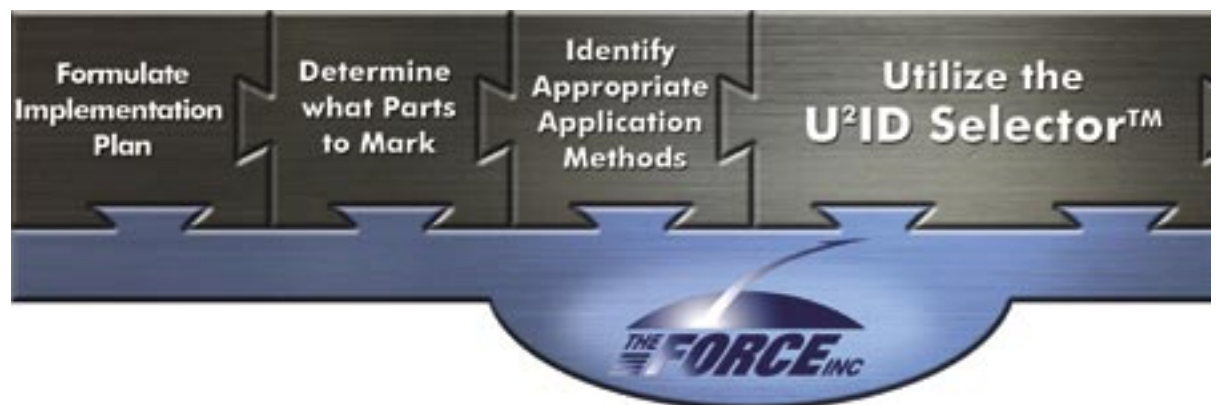
With the parts marking candidates identified, a parts marking equipment specialist assists in determining the most appropriate marking equipment or outsourcing alternatives for the organization. The U<sup>2</sup>ID Selector™ is then customized to meet the requirements of the organization.

### 3 Utilize the U<sup>2</sup>ID Selector™ U.S. and Foreign Patents Pending to Identify:

- *the most safe and cost effective marking technique*
- *location on the part to place the mark*
- *when to mark each part*

The U<sup>2</sup>ID Selector™ is a software tool that offers a robust method to quickly and easily identify the most technically appropriate and cost effective marking technique for each part considered. The application embodies RCM principles including a systematic review of failure modes, failure effects, and failure consequences of each part marking opportunity. This powerful, technically

## UID Selection Process™



defensible, and systematic methodology incorporates safety, mission requirements, and operating environment into the core of the parts marking decision-making process. The Working Group, guided by a trained facilitator, answers the customized questions. This ensures that the right people are the decision-makers.

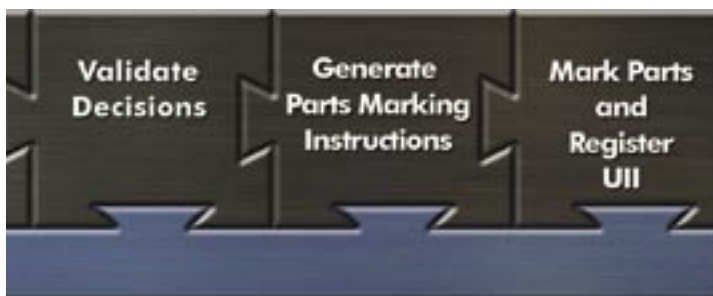
The Force recognizes the vast diversity amongst DoD systems and operating environments which makes each UID implementation distinct. For this reason the U<sup>2</sup>ID Selector™ is tailored specifically for each organization according to equipment characteristics, the operating environment, and the marking methods that will be employed. (Hence the <sup>2</sup> in U<sup>2</sup>ID Selector™. Because it is tailored specifically to each organization, it is the *Unique, Unique Identification Selector*.)

#### 4 Validate Decisions and Generate Parts Marking Instructions

The Working Group's parts marking decisions are maintained within the U<sup>2</sup>ID Selector™ which offers a robust audit trail. The U<sup>2</sup>ID Selector™ generates custom-designed reports used to compile a Validation Package which is presented to approving authorities. Upon concurrence, the U<sup>2</sup>ID Selector™ generates Parts Marking Instructions which are furnished to parts marking technicians.

#### 5 Mark Parts and Register UII

Each Parts Marking Instruction generated by the U<sup>2</sup>ID Selector™ achieves a standard for each parts marking application and allows each part to be marked with consistency, accuracy, and quality. One of the last steps is to transmit the UII to the Registry.



## Key Functions of the U<sup>2</sup>ID Selector™

U.S. and Foreign Patents Pending

### Stores part data and a digital image

Valuable component data is captured during the parts marking analysis such as other part numbers, parent-child relationships, NSN, Cage Code, and cost information. The U<sup>2</sup>ID Selector™ stores the information and allows easy retrieval by offering the ability to sort, search, and run reports. A digital image allows easy identification of the part.

### Determine the most technically appropriate and cost effective marking technique


For each parts marking candidate the Working Group answers a series of questions designed to identify the optimum marking option. If there is more than one technically appropriate marking application, a quick analysis is performed to determine the most cost-effective choice which considers issues such as tooling, fixturing, and manhours.

### Identify location on the part to place the mark

The U<sup>2</sup>ID Selector™ allows the review of several key part characteristics that must be considered when determining where on the component to place the 2-D matrix such as marking real estate, the part's shape and dimensions, surface characteristics, and material makeup.

### Identify the best opportunity to mark the part

Identifying when to mark parts can be a significant issue. A good parts marking strategy produces the best business advantage with minimal cost



and equipment downtime. The U<sup>2</sup>ID Selector™ helps organizations to identify the best opportunity to mark parts such as: Opportunistic Parts Marking; Seek-and-Mark Parts Marking; and Gated Parts Marking.

### Provides an audit trail

Parts marking decisions are maintained within the U<sup>2</sup>ID Selector™ which offers a robust audit trail. Justification for all decisions can be easily accessed at any time.

### Generates Parts Marking Instructions

Upon final approval, Parts Marking Instructions are prepared and distributed to parts marking technicians. Parts Marking Instructions contain the information required to mark the part including other information such as alternate part numbers, a general safety guidance reference number, parts marking instructions, where the mark is to be physically placed on the part, and any special installation instructions necessary. A digital image is provided for visual reference.

## WE'RE BRINGING THE FORCE

**Providing Customized  
Life Cycle Management Strategies to:**

ARMY

NAVY

MARINES

Department of Energy  
Middle River Aircraft Systems

### The Force Supports the CH-47 UID Program



#### **May 2005 DoD Policy memo**

The Under Secretary of Defense, Mr. Michael Wynne, applauds the CH-47 UID Parts Marking program effort for preparing over 3000 embedded records to the IUID Registry upon deployment of the legacy capability.

#### **December 2004 memo**

*Subject: Implementation of UID Policy*  
The Assistant Secretary of the Army, Mr. Claude Bolton, designates the CH-47 as the Army's model UID Implementation Program.

## TESTIMONIALS

***"The smartest, most cost-effective and safe maintenance starts with The Force and RCM."***

Dan Hatcher

Longtime operator/maintainer  
Boeing Customer Service Rep

***"The Force's U<sup>2</sup>ID Selector™ has provided a systematic, consistent way to determine where and how to mark our UID candidates. It is a great tool for capturing and storing all the data gathered for each part. We use the U<sup>2</sup>ID Selector™ to retrieve parts data, run reports, answer questions, etc., on a daily basis."***

Jennifer Bishop

CH-47 UID Parts Marking Team

***"The Force's unique UID Selection Process has saved the CH-47 Program Office more than \$100,000 to date. The facilitated Working Group is one of the keys to success."***

Tom Ress

Chief, Logistics Modernization  
CH-47 Program Office



The Force, Incorporated

1525 Perimeter Parkway, Suite 105  
Huntsville, AL 35806

Phone: 256-428-8868

Fax: 256-428-8869

E-mail: [UID@TheForceInc.com](mailto:UID@TheForceInc.com)

[www.TheForceInc.com](http://www.TheForceInc.com)